

Category Code	Category of shareholder (II)	Number of shareholders (III)	Total number of shares (IV)	Number of shares held in dematerialized form (V)	Total shareholding as a percentage of total number of shares		Shares pledged or otherwise encumbered		
					As a percentage of (A+B) (VI)	As a percentage of (A+B+C) (VII)	Number of shares (VIII)	As a percentage (IX) = (VIII)/(IV)*100	
(A)	Promoter and Promoter Group								
1	Indian								
(a)	Individuals/Hindu Undivided Family	11	815250	776350	21.8446	21.8446	0	0.0000	0.0000
(b)	Central Government/State Government(s)	0	0	0	0.0000	0.0000	0	0.0000	0.0000
(c)	Bodies Corporate	2	233850	233750	6.2660	6.2660	0	0.0000	0.0000
(d)	Financial Institutions / Banks	0	0	0	0.0000	0.0000	0	0.0000	0.0000
(e)	Any Other (specify)	0	0	0	0.0000	0.0000	0	0.0000	0.0000
	Sub Total (A)(1)	13	1049100	1010100	28.1106	28.1106	0	0.0000	0.0000
2	Foreign								
(a)	Individuals (Non-Resident Individuals/Foreign Individuals)	0	0	0	0.0000	0.0000	0	0.0000	0.0000
(b)	Bodies Corporate	0	0	0	0.0000	0.0000	0	0.0000	0.0000
(c)	Institutions	0	0	0	0.0000	0.0000	0	0.0000	0.0000
(d)	Qualified Foreign Investors	0	0	0	0.0000	0.0000	0	0.0000	0.0000
(e)	Any Other (specify)	0	0	0	0.0000	0.0000	0	0.0000	0.0000
	Sub Total (A)(2)	0	0	0	0.0000	0.0000	0	0.0000	0.0000
	Total Shareholding of Promoter and Promoter Group (A)=(A)(1)+(A)(2)	13	1049100	1010100	28.1106	28.1106	0	0.0000	0.0000
(B)	Public shareholding								
1	Institutions								
(a)	Mutual Funds/UTI	0	0	0	0.0000	0.0000	-	-	-
(b)	Financial Institutions / Banks	9	170400	130000	4.5659	4.5659	-	-	-
(c)	Central Government/State Government(s)	0	0	0	0.0000	0.0000	-	-	-
(d)	Venture Capital Funds	0	0	0	0.0000	0.0000	-	-	-
(e)	Insurance Companies	0	0	0	0.0000	0.0000	-	-	-
(f)	Foreign Institutional Investors	0	0	0	0.0000	0.0000	-	-	-

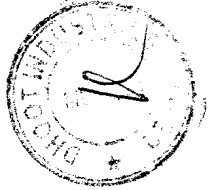


2	Non-institutions												
(a)	Bodies Corporate	43	288930	62230	7.7419	7.7419	-	-	-	-	-	-	-
(b) (i)	Individuals - shareholders holding nominal share capital up to Rs 1 Lakh	5761	2050765	367265	54.9501	54.9501	-	-	-	-	-	-	-
(ii)	Individual shareholders holding nominal share capital in excess of Rs. 1 Lakh	5	149055	138555	3.9939	3.9939	-	-	-	-	-	-	-

Category code	Category of shareholder	Number of shareholders	Total number of shares	Number of shares held in dematerialized form	Total shareholding as a percentage of total number of shares			Shares pledged or otherwise encumbered	
					As a percentage of (A+B) (VI)	As a percentage of (A+B+C) (VII)	As a percentage (IX) = (VIII)/(IV)*100	Number of shares (VIII)	As a percentage (IX) = (VIII)/(IV)*100
(c)	Qualified Foreign Investors	0	0	0	0.0000	0.0000	-	-	-
(d)	Any Other								
i	Non Resident Indians (Repat)	5	7500	2900	0.2010	0.2010	-	-	-
ii	Non Resident Indians (Non Repat)	1	100	100	0.0027	0.0027	-	-	-
iii	Foreign Companies	1	15800	0	0.4234	0.4234	-	-	-
iv	Clearing Member	4	400	400	0.0107	0.0107	-	-	-
v	Directors / Relatives	0	0	0	0.0000	0.0000	-	-	-
vi	Trusts	0	0	0	0.0000	0.0000	-	-	-
	Sub Total (B)(2)	5820	2512550	571450	67.3236	67.3236	-	-	-
	Total Public Shareholding Public Group (B)=(B)(1)+(B)(2)	5829	2682950	701450	71.8894	71.8894	NA	NA	NA
	Total (A)+(B)	5842	3732050	1711550	100.0000	100.0000			
(C)	Shares held by custodians and against which Depository Receipts have been issued								
i	Promoter and Promoter group	0	0	0	0.0000	0.0000	0	0.0000	0.0000
ii	Public	0	0	0	0.0000	0.0000	0	0.0000	0.0000
	Sub Total (C)	0	0	0	0	0	0	0	0
	GRAND TOTAL (A)+(B)+(C)	5842	3732050	1711550	100.0000	100.0000	0.0000	0.0000	0.0000



(g)	Foreign Venture Capital Investors	0	0	0	0.0000	-
(h)	Qualified Foreign Investors	0	0	0	0.0000	-
(i)	Any Other (specify)	0	0	0	0.0000	-
	Sub Total (B) (1)	9	170400	130000	4.5659	4.5659



(I) (a) Statement showing Shareholding Pattern

Name of the Company: Dhoot Industries Limited		BSE- ; NSE-		; Equity	
Scrip Code, Name of the scrip, class of security:					
Quarter ended: 30 th March, 2013					
Partly paid-up shares:-		No. of partly paid-up shares	As a % of total no. of partly paid-up shares	As a % of total no. of shares of the company	
Held by Promoter / Promoter Group		0	0.0000	0.0000	
Held by public		0	0.0000	0.0000	
Total		0	0.0000	0.0000	
Outstanding convertible securities:-		No. of outstanding securities	As a % of total No. of outstanding convertible securities	As a % of total no. of shares of the company, assuming full conversion of the convertible securities	
Held by Promoter / Promoter Group		0	0.0000	0.0000	
Held by public		0	0.0000	0.0000	
Total		0	0.0000	0.0000	
Warrants:-		No. of warrants	As a % of total no. of warrants	As a % of total no. of shares of the company, assuming full conversion of warrants	
Held by Promoter / Promoter Group		0	0.0000	0.0000	
Held by public		0	0.0000	0.0000	
Total		0	0.0000	0.0000	
Total paid-up capital of the company assuming full conversion of warrants and convertible securities					3732050



(I)(b) Statement showing holding of securities (including shares, warrants, convertible securities) of persons belonging to the category "Promoter and Promoter Group"

Sr. No.	Name of the shareholder	Details of Shares held		Encumbered shares		Details of warrants			Details of convertible securities		Total shares (including underlying shares assuming full conversion of warrants and convertible securities) as a % of diluted share of capital
		Number of shares held	As a % of grand total (A)+(B)+(C)	No.	As a percentage of sub-clause (I)(a)	As a % of grand total (A)+(B)+(C)	Number of warrants held	As a % total number of warrants the same class	Number of convertible securities held	As a % total number of convertible securities of the same class	
(I)	(II)	(III)	(IV)	(V)	(VI)=(V)/(II)*100	(VII)	(VIII)	(IX)	(X)	(XI)	(XII)
1	PADAMCHAND DHOOT AABPD7356D	352550	9.4466	0	0.00	0.00	0	0.00	0.00	0	9.4466
2	TOTAL INVESTMENTS PRIVATE LIMITED	233750	6.2633	0	0.00	0.00	0	0.00	0.00	0	6.2633
3	PUSHPA DEVI DHOOT ABLPD3108N	167600	4.4908	0	0.00	0.00	0	0.00	0.00	0	4.4908
4	PRITI DEEPAK RATHI ABNPR9005J	165800	4.4426	0	0.00	0.00	0	0.00	0.00	0	4.4426
5	PANKAJ DHOOT ADWPD6307N	39500	1.0584	0	0.00	0.00	0	0.00	0.00	0	1.0584
6	PANKAJ PADAMCHAND DHOOT AAHP0487Q	15900	0.4260	0	0.00	0.00	0	0.00	0.00	0	0.4260
7	PRITI DEEPAK RATHI	15900	0.4260	0	0.00	0.00	0	0.00	0.00	0	0.4260
8	PRITI P DHOOT	15500	0.4153	0	0.00	0.00	0	0.00	0.00	0	0.4153
9	PRABHA PERIWAL AELPD0533J	15000	0.4019	0	0.00	0.00	0	0.00	0.00	0	0.4019
10	ANURADHA DHOOT ADPPT1371H	10000	0.2679	0	0.00	0.00	0	0.00	0.00	0	0.2679
11	LADHU LAL SONI AHAPS0639N	10000	0.2679	0	0.00	0.00	0	0.00	0.00	0	0.2679
12	PRITI PADAM DHOOT	7500	0.2010	0	0.00	0.00	0	0.00	0.00	0	0.2010
13	TOTAL INVESTMENTS PRIVATE LIMITED	100	0.0027	0	0.00	0.00	0	0.00	0.00	0	0.0027
	TOTAL	1049100	28.1106	0	0.0000	0.0000	0	0.0000	0.0000	0	28.1106




Statement showing holding of securities (including shares, warrants, convertible securities) of persons belonging to the category "Public" and holding more than 1% of the total number of shares

Sr. No.	Name of the shareholder	Number of shares held	Shares as a percentage of total number of shares [i.e., Grand Total (A)+(B)+(C) indicated in Statement at para (f)(a) above]	Details of warrants		Details of convertible securities		Total shares (including underlying shares assuming full conversion of warrants and convertible securities) as a % of diluted share capital
				Number of warrants held	As a % total number of warrants of the same class	Number of convertible securities held	% w.r.t total number of convertible securities of the same class	
1	PNB CAPITAL SERVICES LTD	160000	4.2872	0	0	0	0	4.2872
2	VIDYA MAHESH CHALKE	63655	1.7056	0	0	0	0	1.7056
3	NIMI GOUTAM SALECHA	59900	1.6050	0	0	0	0	1.6050
4	CENTRAL BANK OF INDIA	54100	1.4496	0	0	0	0	1.4496
5	INTER CORPORATE FINANCIERS & CONSULTANTS LTD	47900	1.2835	0	0	0	0	1.2835
6	UCO BANK	47900	1.2835	0	0	0	0	1.2835
	TOTAL	433455	11.6144	0	0	0	0	11.6144

Statement showing holding of securities (including shares, warrants, convertible securities) of persons (together with PAC) belonging to the category "Public" and holding more than 5% of the total number of shares of the company

Sr. No.	Name(s) of the shareholder(s) and the Persons Acting in Concert (PAC) with them	Number of shares	Shares as a percentage of total number of shares [i.e., Grand Total (A)+(B)+(C) indicated in Statement at para (f)(a) above]	Details of warrants		Details of convertible securities		Total shares (including underlying shares assuming full conversion of warrants and convertible securities) as a % of diluted share capital
				Number of warrants	As a % total number of warrants of the same class	Number of convertible securities held	% w.r.t total number of convertible securities of the same class	
1	NIL	0	0.0000	0.00	0.00	0.00	0.00	0
	TOTAL	0	0.0000	0.00	0.00	0.00	0.00	0






(I)(d) Statement showing details of locked-in shares

Sr. No.	Name of the shareholder	Number of Locked in Shares	Locked-in shares as a percentage of total number of shares [i.e., Grand Total (A)+(B)+(C) indicated in Statement at para (I)(a) above]	Category of shareholder (Promoters / Public)
1	NIL	NIL	NIL	Nil
	TOTAL	NIL	NIL	Nil

(II)(a) Statement showing details of Depository Receipts (DRs)

Sr. No.	Type of outstanding DR (ADRs, GDRs, SDRs, etc.)	Number of outstanding DRs	Number of shares underlying outstanding DRs	Shares underlying outstanding DRs as a percentage of total number of shares [i.e., Grand Total (A)+(B)+(C) indicated in Statement at para (I)(a) above]
1	NIL	NIL	NIL	NIL
TOTAL				NIL



Statement showing holding of Depository Receipts (DRs), where underlying shares held by "Promoter/Promoter Group" are in excess of 1% of the total number of shares

(II) (b)

Sr. No.	Name of the DR Holder	Type of outstanding DR (ADRs, GDRs, SDRs, etc.)	Number of shares underlying DRs	Shares underlying outstanding DRs as a percentage of total number of shares {i.e., Grand Total (A)+(B)+(C) indicated in Statement at para (I)(a) above}
1	NIL	NIL	NIL	NIL
	TOTAL	NIL	NIL	NIL

