



(1) (a) Statement showing Shareholding Pattern

Name of the Company: Dhoot Industries Limited		BSE- ; NSE- ; Equity	
Scrip Code, Name of the scrip, class of security:			
Quarter ended: 31 st December, 2013			
Partly paid-up shares:-	No. of partly paid-up shares	As a % of total no. of partly paid-up shares	As a % of total no. of shares of the company
Held by Promoter / Promoter Group	0	0.0000	0.0000
Held by public	0	0.0000	0.0000
Total	0	0.0000	0.0000
Outstanding convertible securities:-	No. of outstanding securities	As a % of total No. of outstanding convertible securities	As a % of total no. of shares of the company, assuming full conversion of the convertible securities
Held by Promoter / Promoter Group	0	0.0000	0.0000
Held by public	0	0.0000	0.0000
Total	0	0.0000	0.0000
Warrants:-	No. of warrants	As a % of total no. of warrants	As a % of total no. of shares of the company, assuming full conversion of warrants
Held by Promoter / Promoter Group	0	0.0000	0.0000
Held by public	0	0.0000	0.0000
Total	0	0.0000	0.0000
Total paid-up capital of the company assuming full conversion of warrants and convertible securities			3732050




Category Code	Category of shareholder (II)	Number of shareholders (III)	Total number of shares (IV)	Number of shares held in dematerialized form (V)	Total shareholding as a percentage of total number of shares			Shares pledged or otherwise encumbered	
					As a percentage of (A+B) (VI)	As a percentage of (A+B+C) (VII)	Number of shares (VIII)	As a percentage (IX) = (VIII)/(IV)*100	
(A)	Promoter and Promoter Group								
1	Indian	10	805250	766350	21.5766	21.5766	0	0.0000	0.0000
(a)	Individuals/Hindu Undivided Family	0	0	0	0.0000	0.0000	0	0.0000	0.0000
(b)	Central Government/State Government(s)	2	233850	233750	6.2660	6.2660	0	0.0000	0.0000
(c)	Bodies Corporate	0	0	0	0.0000	0.0000	0	0.0000	0.0000
(d)	Financial Institutions / Banks	0	0	0	0.0000	0.0000	0	0.0000	0.0000
(e)	Any Other (specify)	0	0	0	0.0000	0.0000	0	0.0000	0.0000
	Sub Total (A)(1)	12	1039100	1000100	27.8426	27.8426	0	0.0000	0.0000
2	Foreign								
(a)	Individuals (Non-Resident Individuals/Foreign Individuals)	0	0	0	0.0000	0.0000	0	0.0000	0.0000
(b)	Bodies Corporate	0	0	0	0.0000	0.0000	0	0.0000	0.0000
(c)	Institutions	0	0	0	0.0000	0.0000	0	0.0000	0.0000
(d)	Qualified Foreign Investors	0	0	0	0.0000	0.0000	0	0.0000	0.0000
(e)	Any Other (specify)	0	0	0	0.0000	0.0000	0	0.0000	0.0000
	Sub Total (A)(2)	0	0	0	0.0000	0.0000	0	0.0000	0.0000
	Total Shareholding of Promoter and Promoter Group (A)=(A)(1)+(A)(2)	12	1039100	1000100	27.8426	27.8426	0	0.0000	0.0000
(B)	Public shareholding								
1	Institutions								
(a)	Mutual Funds/UTI	0	0	0	0.0000	0.0000	-	-	-
(b)	Financial Institutions / Banks	9	170400	130000	4.5659	4.5659	-	-	-
(c)	Central Government/State Government(s)	0	0	0	0.0000	0.0000	-	-	-
(d)	Venture Capital Funds	0	0	0	0.0000	0.0000	-	-	-
(e)	Insurance Companies	0	0	0	0.0000	0.0000	-	-	-
(f)	Foreign Institutional Investors	0	0	0	0.0000	0.0000	-	-	-
(g)	Foreign Venture Capital Investors	0	0	0	0.0000	0.0000	-	-	-
(h)	Qualified Foreign Investors	0	0	0	0.0000	0.0000	-	-	-
(I)	Any Other (specify)	0	0	0	0.0000	0.0000	-	-	-
	Sub Total (B) (1)	9	170400	130000	4.5659	4.5659	0	0.0000	0.0000



2	Non-institutions												
(a)	Bodies Corporate	40	288880	62180	7.7405	7.7405	-	-	-	-	-	-	-
(b) (i)	Individuals - shareholders holding nominal share capital up to Rs 1 Lakh	5752	2060915	378715	55.2221	55.2221	-	-	-	-	-	-	-
(ii)	Individual shareholders holding nominal share capital in excess of Rs. 1 Lakh	5	149055	138555	3.9939	3.9939	-	-	-	-	-	-	-

Category code	Category of shareholder	Number of shareholders		Total number of shares	Number of shares held in dematerialized form (V)	Total shareholding as a percentage of total number of shares			Shares pledged or otherwise encumbered			
		(III)	(IV)			As a percentage of (A+B) (VI)	As a percentage of (A+B+C) (VII)	Number of shares (VIII)	As a percentage (IX) = (VIII)/(IV)*100			
(c)	Qualified Foreign Investors	0	0	0	0	0.0000	0.0000	-	-	-	-	-
(d)	Any Other											
i	Non Resident Indians (Repat)	5	7500	2900	0.2010	0.2010	-	-	-	-	-	-
ii	Non Resident Indians (Non Repat)	1	100	100	0.0027	0.0027	-	-	-	-	-	-
iii	Foreign Companies	1	15800	0	0.4234	0.4234	-	-	-	-	-	-
iv	Clearing Member	3	300	300	0.0080	0.0080	-	-	-	-	-	-
v	Directors / Relatives	0	0	0	0.0000	0.0000	-	-	-	-	-	-
vi	Trusts	0	0	0	0.0000	0.0000	-	-	-	-	-	-
	Sub Total (B)(2)	5807	2522550	582750	67.5915	67.5915	-	-	-	-	-	-
	Total Public Shareholding Public Group (B)=(I)+(B)(2)	5816	2692950	712750	72.1574	72.1574	NA	NA	NA	NA	NA	NA
	Total (A)+(B)	5828	3732050	1712850	100.0000	100.0000	-	-	-	-	-	-
(C)	Shares held by custodians and against which Depository Receipts have been issued											
i	Promoter and Promoter group	0	0	0	0.0000	0.0000	0	0	0	0	0	0.0000
ii	Public	0	0	0	0.0000	0.0000	0	0	0	0	0	0.0000
	Sub Total (C)	0	0	0	0	0	0	0	0	0	0	0
	GRAND TOTAL (A)+(B)+(C)	5828	3732050	1712850	100.0000	100.0000	0.0000	0.0000	0.0000	0.0000	0.0000	0.0000

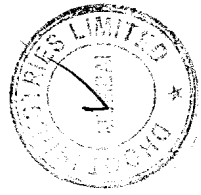


Statement showing holding of securities (including shares, warrants, convertible securities) of persons belonging to the category "Public" and holding more than 1% of the total number of shares

Sr. No.	Name of the shareholder	Number of shares held	Shares as a percentage of total number of shares [i.e., Grand Total (A)+(B)+(C) indicated in Statement at para (f)(a) above]	Details of warrants		Details of convertible securities		Total shares (including underlying shares assuming full conversion of warrants and convertible securities) as a % of diluted share capital
				Number of warrants held	As a % total number of warrants of the same class	Number of convertible securities held	% w.r.t total number of convertible securities of the same class	
1	PNB CAPITAL SERVICES LTD	160000	4.2872	0	0	0	0	4.2872
2	VIDYA MAHESH CHALKE	63655	1.7056	0	0	0	0	1.7056
3	NIMI GOUTAM SALECHA	59900	1.6050	0	0	0	0	1.6050
4	CENTRAL BANK OF INDIA	54100	1.4496	0	0	0	0	1.4496
5	INTER CORPORATE FINANCIERS & CONSULTANTS LTD	47900	1.2835	0	0	0	0	1.2835
6	UCO BANK	47900	1.2835	0	0	0	0	1.2835
	TOTAL	433455	11.6144	0	0	0	0	11.6144


Statement showing holding of securities (including shares, warrants, convertible securities) of persons (together with PAC) belonging to the category "Public" and holding more than 5% of the total number of shares of the company

Sr. No.	Name(s) of the shareholder(s) and the Persons Acting in Concert (PAC) with them	Number of shares	Shares as a percentage of total number of shares [i.e., Grand Total (A)+(B)+(C) indicated in Statement at para (f)(a) above]	Details of warrants		Details of convertible securities		Total shares (including underlying shares assuming full conversion of warrants and convertible securities) as a % of diluted share capital
				Number of warrants	As a % total number of warrants of the same class	Number of convertible securities held	% w.r.t total number of convertible securities of the same class	
1	NIL	0	0.0000	0.00	0.00	0.00	0.00	0
	TOTAL	0	0.0000	0.00	0.00	0.00	0.00	0




(I)(b) Statement showing holding of securities (including shares, warrants, convertible securities) of persons belonging to the category "Promoter and Promoter Group"

Sr. No.	Name of the shareholder	Details of Shares held		Encumbered shares		Details of warrants		Details of convertible securities		Total shares (including underlying shares assuming full conversion of warrants and convertible securities) as a % of diluted share capital	
		Number of shares held	As a % of grand total (A)+(B)+(C)	No.	As a percentage (VI)=(V)/(II)*100	As a % of grand total (A)+(B)+(C) of sub-clause (I)(a)	Details of warrants		Details of convertible securities		
							(VIII) Number of warrants held	(IX) As a % total number of warrants of the same class	(X) Number of convertible securities held		(XI) As a % total number of convertible securities of the same class
(I)	(II)	(III)	(IV)	(V)	(VI)=(V)/(II)*100	(VII)	(VIII)	(IX)	(X)	(XI)	(XII)
1	PADAMCHAND DHOOT AABPD7356D	352550	9.4466	0	0.00	0.00	0	0.00	0.00	0	9.4466
2	TOTAL INVESTMENTS PRIVATE LIMITED	233750	6.2633	0	0.00	0.00	0	0.00	0.00	0	6.2633
3	PUSHPA DEVI DHOOT ABLPD3108N	167600	4.4908	0	0.00	0.00	0	0.00	0.00	0	4.4908
4	PRITI DEEPAK RATHI ABNPR9005J	165800	4.4426	0	0.00	0.00	0	0.00	0.00	0	4.4426
5	PANKAJ DHOOT ADWPD6307N	395000	1.0584	0	0.00	0.00	0	0.00	0.00	0	1.0584
6	PANKAJ PADAMCHAND DHOOT AAHP0487Q	15900	0.4260	0	0.00	0.00	0	0.00	0.00	0	0.4260
7	PRITI DEEPAK RATHI	15900	0.4153	0	0.00	0.00	0	0.00	0.00	0	0.4153
8	PRITI P DHOOT	15000	0.4019	0	0.00	0.00	0	0.00	0.00	0	0.4019
9	PRABHA PERIWAL AELPD0533J	10000	0.2679	0	0.00	0.00	0	0.00	0.00	0	0.2679
10	ANURADHA DHOOT ADFPT1371H	7500	0.2010	0	0.00	0.00	0	0.00	0.00	0	0.2010
11	PRITI PADAM DHOOT	100	0.0027	0	0.00	0.00	0	0.00	0.00	0	0.0027
12	TOTAL INVESTMENTS PRIVATE LIMITED	1039100	27.8426	0	0.0000	0.0000	0	0.0000	0.0000	0	27.8426
	TOTAL										

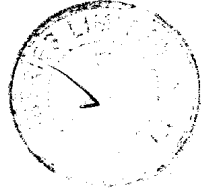


(II)(a) Statement showing details of Depository Receipts (DRs)

Sr. No.	Type of outstanding DR (ADRs, GDRs, SDRs, etc.)	Number of outstanding DRs	Number of shares underlying outstanding DRs	Shares underlying outstanding DRs as a percentage of total number of shares [i.e., Grand Total (A)+(B)+(C) indicated in Statement at para (I)(a) above}
1	NIL	NIL	NIL	NIL
TOTAL		NIL	NIL	NIL



<u>Statement showing details of locked-in shares</u>			
(I)(d)			
Sr. No.	Name of the shareholder	Number of Locked in Shares	Locked-in shares as a percentage of total number of shares {i.e., Grand Total (A)+(B)+(C) indicated in Statement at para (I)(a) above}
1	NIL	NIL	NIL
	TOTAL	NIL	NIL



Statement showing holding of Depository Receipts (DRs), where underlying shares held by "Promoter/ Promoter Group" are in excess of 1% of the total number of shares


(II) (b)

Sr. No.	Name of the DR Holder	Type of outstanding DR (ADRs, GDRs, SDRs, etc.)	Number of shares underlying outstanding DRs	Shares underlying outstanding DRs as a percentage of total number of shares [i.e., Grand Total (A)+(B)+(C) indicated in Statement at para (I)(a) above]
1	NIL	NIL	NIL	NIL
TOTAL			NIL	NIL




LIST OF SHAREHOLDERS CATEGORYWISE (SUMMARY)



CATEGORY	-----DEMATED----->			-----PHYSICAL----->			-----TOT----->		
	SHARES	HOLDERS	SHARES	HOLDERS	SHARES	VALUES	PERCENT		
CORPORATE BODIES (PROMOTER CO)	233750	1	100	1	233850	2338500.00	6.2660		
CLEARING MEMBER	300	3	0	0	300	3000.00	0.0080		
OTHER BODIES	62180	25	226700	15	288880	2888800.00	7.7405		
CORPORATE DIRECTORS	575550	4	0	0	575550	5755500.00	15.4218		
FOREIGN COMPANY	0	0	15800	1	15800	158000.00	0.4234		
NATIONALISED BANKS	102000	2	35200	4	137200	1372000.00	3.6763		
NON NATIONALISED BANKS	28000	1	5200	2	33200	332000.00	0.8896		
BANKS									
NON RESIDENT INDIANS	2900	2	4600	3	7500	75000.00	0.2010		
NON RESIDENT (NON REPATRIABLE)	100	1	0	0	100	1000.00	0.0027		
PUBLIC RELATIVES OF DIRECTOR	517270	736	1692700	5021	2209970	22099700.00	59.2160		
	190800	3	38900	3	229700	2297000.00	6.1548		
TOTAL :	1712850	778	2019200	5050	3732050	37320500.00	100.0000		



DISTRIBUTION OF SHAREHOLDING (SHARES)

SHAREHOLDING OF SHARES	NUMBER OF SHAREHOLDERS	PERCENTAGE OF TOTAL	SHARES	PERCENTAGE OF TOTAL
1	509	86.2903	1092610	29.2764
501	480	8.2361	422837	11.3299
1001	231	3.9636	349138	9.3551
2001	3000	0.4633	68648	1.8394
3001	4000	0.1716	37817	1.0133
4001	5000	0.2059	54421	1.4582
5001	10000	0.2917	120792	3.2366
10001	*****	0.3775	1585787	42.4910
Total:	5828	100.0000	3732050	100.0000





SF NO	FOLIO NO	NAME	SHARES	PERCENTAGE
1	IN30060110217176	TOTAL INVESTMENTS PRIVATE LIMITED	233750	6.2633
2	006946	TOTAL INVESTMENTS PVT LTD	100	0.0027
			233850	6.2660


LISTING OF SHAREHOLDERS (category) : CORPORATE BODIES (PROMOTER CO)
Report Type : ALL

Dhoot Industries Limited

LISTING OF SHAREHOLDERS (Category) : CLEARING MEMBER

Report Type : ALL

SR NO	FOLIO NO	NAME	SHARES	PERCENTAGE
1	1207630000000171	ATLANTA SHARE SHOPER LIMITED	100	0.0027
2	IN301348200006689	BALANCE EQUITY BROKING (INDIA) PVT.LTD.	100	0.0027
3	1601480000442733	ORACLE SECURITIES PRIVATE LIMITED	100	0.0027
			300	0.0080



dhoot Industries Limited
LISTING OF SHAREHOLDERS (category) : OTHER BODIES CORPORATE
Report Type : ALL

SR NO FOLIO NO NAME SHARES PERCENTAGE

1	001749	PNB CAPITAL SERVICES LTD	160000	4.2872
2	003218	INTER CORPORATE FINANCIERS & CONSULTANTS LTD	47900	1.2835
3	IN30133020495854	PAS SECURITIES PVT LTD	33232	0.8904
4	002855	CRB CAPITAL MARKETS LTD	6600	0.1768
5	IN30036020113359	GSL SECURITIES LIMITED	6500	0.1742
6	003215	KOSTUB INVESTMENT LIMITED	6500	0.1742
7	IN30011810022923	AMIR FINANCIAL SERVICES PVT LTD	4300	0.1152
8	IN30133017156140	KHEM SUM APPARELS OVERSEAS LTD	4000	0.1072
9	IN30246110021569	SHAMROCK SECURITIES PVT. LTD.	2448	0.0656
10	005769	SUKARAN INVESTMENTS LIMITED	2300	0.0616
11	12038000000000168	SHARE INDIA SECURITIES LIMITED	2000	0.0536
12	004737	SUKARAN INVESTMENTS LIMITED	1900	0.0509
13	IN30009510630400	Liberty Capital & Financial Services (P) Ltd	1000	0.0268
14	006746	SALOO INVESTMENTS & CONSULTANTS PVT LTD	1000	0.0268
15	12032000000000648	SHOREWALA & CO.(P.)LTD.	1000	0.0268
16	006844	BLOSSOMS EXIM PVT LTD	800	0.0214
17	IN30039410014644	KARVY STOCK BROKING LIMITED	800	0.0214
18	12019101000055137	SMC GLOBAL SECURITIES LIMITED	600	0.0161
19	12024200000000010	TRUSTLINE SECURITIES LTD	600	0.0161
20	IN30198310000168	ARIHANT CAPITAL MKT. LTD	500	0.0134
21	12029200000074988	CSEL SECURITIES LTD.(127)	500	0.0134
22	006631	LIBERTY CAPITAL & FIN SERVICES (PVT) LTD	300	0.0080
23	IN30282210017937	ADROIT FIN SER PVT LTD	300	0.0080
24	IN30289810018888	GUINNESS SECURITIES LIMITED	300	0.0080
25	002453	J S B SECURITIES LTD	300	0.0080
26	006058	MODERN SHARES AND STOCKBROKERS LIMITED	300	0.0080
27	12019101000000729	MVR CONSULTANTS PVT.LTD.	300	0.0080
28	007076	3A CAPITAL SERVICES LTD	200	0.0054
29	IN301151212882036	A3 CAPITAL SERVICES (INDIA) LIMITED	200	0.0054
30	IN30220111169815	ECL FINANCE LTD	200	0.0054
31	IN30220110309087	EDELWEISS FINANCIAL ADVISORS LTD	200	0.0054
32	IN30289810000193	GUINNESS SECURITIES LIMITED	200	0.0054
33	IN30114310107623	JPS SHARE BROCKERS PVT LTD	200	0.0054
34	1203160000217535	KALPATARU MULTIPPLIER LIMITED	200	0.0054
35	003199	MANDVI FINANCIAL SERVICES LTD	200	0.0054
36	1201370000022619	MEHTA EQUITIES LTD.	200	0.0054
37	006240	RANDER FINANCE & LEASING CO LTD	200	0.0054
38	006839	TOWERS & TRANSFORMERS LTD	200	0.0054
39	13023440000020972	RVI SHARES & SECURITIES PVT LTD.	100	0.0027
40	IN30096610018801	SALVIA SECURITIES PVT LTD	100	0.0027



Dhoot Industries Limited

LISTING OF SHAREHOLDERS (Category) : DIRECTORS

Report type : ALL

SR NO	FOLIO NO	NAME	SHARES	PERCENTAGE
1	IN30023911172392	PADAMCHAND DHOOT	352550	9.4466
2	IN30023911172317	PUSHPA DEVI DHOOT	167600	4.4908
3	IN30023911130763	PANKAJ DHOOT	39500	1.0584
4	IN30023913357288	PANKAJ PADAMCHAND DHOOT	15900	0.4260
			575550	15.4218



Dhoot Industries Limited

LISTING OF SHAREHOLDERS (Category) : FOREIGN COMPANY

Report Type : ALL

SR NO	FOLIO NO	NAME	SHARES	PERCENTAGE
1	500003	SUKARAN INVESTMENTS LIMITED	15800	0.4234
			15800	0.4234



Dhoot Industries Limited

LINK INTIME
MAY 2013

LISTING OF SHAREHOLDERS (Category) : NATIONALISED BANKS

Report Type : ALL

SR NO	FOLIO NO	NAME	SHARES	PERCENTAGE
1	IN30081210491515	CENTRAL BANK OF INDIA	54100	1.4496
2	IN30284710000006	UCO BANK	47900	1.2835
3	003166	SOUTH INDIAN BANK LTD	28300	0.7583
4	003179	CENTRAL BANK OF INDIA	2500	0.0670
5	003206	UNION BANK OF INDIA	2400	0.0643
6	003046	KARNATAKA BANK LIMITED	2000	0.0536
			137200	3.6763




Dhoot Industries Limited

LINK INTIME

LISTING OF SHAREHOLDERS (Category) : NON NATIONALISED BANKS

Report Type : ALL

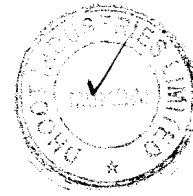
SR NO	FOLIO NO	NAME	SHARES	PERCENTAGE
1	IN30082911859957	SARASWAT CO-OP.BANK LTD.	28000	0.7503
2	003205	THE CATHOLIC SYRIAN BANK LTD	4200	0.1125
3	003198	MANDVI CO-OPERATIVE BANK LTD	1000	0.0268
			33200	0.8896



LISTING OF SHAREHOLDERS (Category) : NON RESIDENT INDIANS

Report Type : ALL

SR NO	FOLIO NO	NAME	SHARES	PERCENTAGE
1	005229	RAJAN NARAINDAS PRIMLANI NISHA RAJAN PRIMLANI	3000	0.0804
2	IN30023910031332	MATHEW P L	2000	0.0536
3	900002	RAJAN NARAINDAS PRIMLANI SUNITA R PRIMLANI	1000	0.0268
4	IN30262010024825	LACHMAN DASS AGGARWAL	900	0.0241
5	900001	WALTER P REBELLO PAMELA J REBELLO	600	0.0161
			7500	0.2010



Dhoot Industries Limited

LINK INTIME

LISTING OF SHAREHOLDERS (Category) : NON RESIDENT (NON REPATRIABLE)

Report Type : ALL

SR NO	FOLIO NO	NAME	SHARES	PERCENTAGE
1	1201170000094282	ASHOK JAYANTILAL PAREKH	100	0.0027
			100	0.0027




LISTING OF SHAREHOLDERS (Category) : PUBLIC

Report Type : ALL

TOP SHAREHOLDERS : 100

SR NO	FOLIO NO	NAME	SHARES	PERCENTAGE
1	1204780000000051	NIMI GOUTAM SALECHA	59900	1.6050
2	IN30115122146426	VIDYA MAHESH CHALKE	49700	1.3317
3	IN30302854468015	SANTOSH GANGARAM MOHITE	15000	0.4019
4	1204170000002354	VIDYA MAHESH CHALKE	13955	0.3739
5	004901	SHAMSUNDER TOSHNIWAL	10500	0.2813
6	IN30073210011027	LADHU LAL SONI	10000	0.2679
7	IN30082910303968	TAPADIA JUGALKISHORE	10000	0.2679
8	005057	SANDHYA A DEDHIA	8500	0.2278
9	1201090000419207	ASHOK TEOMAL AHUJA	8000	0.2144
10	12029900004370622	ANIL AGGARWAL	7500	0.2010
11	003821	RAFIK KATHAWALA	6600	0.1768
12	005734	OMPRAKASH JAISALMERIA	6500	0.1742
13	1202300000017414	GIRDHARDAS RATHI RAJKUMARI RATHI	5649	0.1514
14	S000112	SAVITA GUPTA	5500	0.1474
15	000063	TARACAHND GUPTA	5200	0.1393
16	1202300000015679	RAJKUMARI RATHI GIRDHARDAS RATHI	5143	0.1378
17	IN30075711376439	KISHORE SANGHVI PRAVINA SANGHVI	5100	0.1367
18	004167	HARIT MODI	5000	0.1340
19	004168	KIREET MODI KIREET MODI	5000	0.1340
20	000913	HARIT MODI PARAG SATISH SANGHVI	5000	0.1340
21	003814	SATISH DWARKADAS SANGHVI PRATIBHA A SHAH	5000	0.1340
22	IN30311610289213	SANJAY NARAYANDAS RATHOD	4600	0.1233
23	000049	SHYAM BEHARILAL GOEL	4600	0.1233
24	IN30032710582688	SUNDEEP PERIWAL	4400	0.1179
25	1201210100014440	ANJU PERIWAL	4200	0.1125
26	006915	KEWAL CHAND DAKALIA PADMAVATHY JAWAHAR SRINIVASAN	4100	0.1099
27	1202350000140575	NAICKAR JAWAHAR SRINIVASAN SAMIR SURESH SHAH .	4021	0.1077
28	IN30032710150196	SAMIR SURESH SHAH .	4000	0.1072
29	1202300000893071	KRISHNA PERIWAL MAHESH KUMAR PERIWAL	4000	0.1072
30	004186	NAGENDRA S BHUTRA (HUF) NAVRATAN JAIN	4000	0.1072
31	1203400000007281	JAGDISH PRANLAL SHAH	3900	0.1045
32	IN30267933141468	JAGDISH PRASAD JANGID	3768	0.1010
33	005963	GITABEN VINODBHAI SHELADIA VINODBHAI JERAMBHAI SHELADIA	3700	0.0991
34	1204310000016680	ABUBAKAR YUSUFBHAI TELLY	3500	0.0938
35	12023000000516639	NAGENDRA SATYANARAYAN BHUTRA	3499	0.0938
36	000035	TRUPTI DHANESH THAKKAR	3450	0.0924
37	IN30302852221089	ANIL GUPTA	3000	0.0804
38	006168	ATUL P THAKKAR	3000	0.0804
39	005294	MEGHJIBHAI P KASUNDR PRABHABEN M KASUNDR	3000	0.0804
40	Y000003	YOGESHWER PRASAD RUSTAGI	3000	0.0804
41	IN30246110012890	SANJAYKUMAR SARAWAGI	2900	0.0777
42	1202890000892511	AJIT KUMAR KYAL	2800	0.0750
43	1202890000903176	UMESH RAMASHANKAR GUPTA	2800	0.0750
44	007013	MANISH MANUBHAI SHAH	2700	0.0723
45	1201120000024172	ANNPURNA BHAGWANDAS AGRAWAL	2600	0.0697
46	IN30036020311427	DWARKA DAS M AGARWAL	2500	0.0670
47	IN30036022482932	RAMAGAURI MANHARLAL MEHTA	2500	0.0670
48	005958	ASHOK V AJMERA	2400	0.0643
49	004703	BIPIN R SHAH HEMLATA B SHAH	2400	0.0643
50	007041	ISHWARLAL NATHALAL JOLSAR HANSABEN ISHWARLAL JOLSAR	2400	0.0643
51	1204480000000797	SHAILESH DHANSUKHLAL SHAH	2400	0.0643

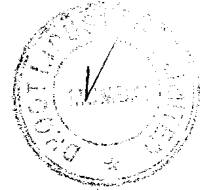


Dhoot Industries Limited

LINK INTIME

LISTING OF SHAREHOLDERS (Category) : RELATIVES OF DIRECTOR
Report Type : ALL

SR NO	FOLIO NO	NAME	SHARES	PERCENTAGE
1	1204170000001895	PRITI DEEPAK RATHI	165800	4.4426
2	007093	PRITI DEEPAK RATHI	15900	0.4260
3	006792	PRITI P DHOOT	15500	0.4153
4	IN30154918400694	PRABHA PERIWAL	15000	0.4019
		MANISH PERIWAL		
5	IN30023911165547	ANURADHA DHOOT	10000	0.2679
6	000029	PRITI PADAM DHOOT	7500	0.2010
			229700	6.1548



Dhoot Industries Limited
LIST OF TOP 100 SHAREHOLDERS

SRL	FolioNo	SHAREHOLDER' S NAME	SHARES	%
1	IN30023911172392	PADAMCHAND DHOOT	352550	9.4466
2	IN30060110217176	TOTAL INVESTMENTS PRIVATE LIMITED	233750	6.2633
3	IN30023911172317	PUSHPA DEVI DHOOT	167600	4.4908
4	1204170000001895	PRITI DEEPAK RATHI	165800	4.4426
5	001749	PNB CAPITAL SERVICES LTD	160000	4.2872
6	1204780000000051	NIMI GOUTAM SALECHA	59900	1.6050
7	IN30081210491515	CENTRAL BANK OF INDIA	54100	1.4496
8	IN30115122146426	VIDYA MAHESH CHALKE	49700	1.3317
9	IN30284710000006	UCO BANK	47900	1.2835
10	003218	INTER CORPORATE FINANCIERS & CONSULTANTS LTD	47900	1.2835
11	IN30023911130763	PANKAJ DHOOT	39500	1.0584
2	IN30133020495854	PAS SECURITIES PVT LTD	33232	0.8904
13	003166	SOUTH INDIAN BANK LTD	28300	0.7583
14	IN30082911859957	SARASWAT CO-OP.BANK LTD.	28000	0.7503
15	IN30023913357288	PANKAJ PADAMCHAND DHOOT	15900	0.4260
16	007093	PRITI DEEPAK RATHI	15900	0.4260
17	900003	SUKARAN INVESTMENTS LIMITED	15800	0.4234
18	006792	PRITI P DHOOT	15500	0.4153
19	IN30154918400694	PRABHA PERIHAL	15000	0.4019
20	IN30302854468015	MANISH PERIHAL	15000	0.4019
21	1204170000002354	SANTOSH GANGARAM MOHITE	13955	0.3739
22	004901	VIDYA MAHESH CHALKE	10500	0.2813
23	IN30023911165547	SHAMSUNDER TOSHNIWAL	10000	0.2679
24	IN30082910303968	ANURADHA DHOOT	10000	0.2679
25	IN30073210011027	TAPADIA JUGALKISHORE	10000	0.2679
26	005057	LADHU LAL SONI	8500	0.2278
27	1201090000419207	SANDHYA A DEDHIA	8000	0.2144
28	1202990004370622	ASHOK TEOMAL AHUJA	7500	0.2010
29	000029	ANIL AGGARWAL	7500	0.2010
30	003821	PRITI PADAM DHOOT	6600	0.1768
31	002855	RAFIK KATHAWALA	6600	0.1768
32	005734	CRB CAPITAL MARKETS LTD	6500	0.1742
33	IN30036020113359	OMPRAKASH JAISALMERIA	6500	0.1742
34	IN30011810022923	GSL SECURITIES LIMITED	6500	0.1742
35	1202300000017414	KOSTUB INVESTMENT LIMITED	6500	0.1742
36	S000112	GIRDHARDAS RATHI	5649	0.1514
37	000063	RAJKUMARI RATHI	5500	0.1474
		SAVITA GUPTA	5200	0.1393
		TARACAHND GUPTA		

PRINTED ON: 17/01/2014 NSDL DATA: 31/12/2013 CDSL DATA: 31/12/2013 PAGE NO: 1



Dhoot Industries Limited
LIST OF TOP 100 SHAREHOLDERS

SRL	FolioNo	SHAREHOLDER' S NAME	SHARES	%
38	1202300000015679	RAJKUMARI RATHI		
39	IN30075711276120	GIRDHARDAS RATHI	5143	0.1378

LIST OF TOP 100 SHAREHOLDERS

SRL	FolioNo	SHAREHOLDER' S NAME	SHARES	%
74	IN30036022482932	RAMAGAURI MANHARLAL MEHTA	2500	0.0670
75	IN30246110021569	SHAMROCK SECURITIES PVT. LTD.	2448	0.0656
76	007041	ISHWARLAL NATHALAL JOLSAR HANSABEN ISHWARLAL JOLSAR	2400	0.0643
77	005958	ASHOK V AJMERA	2400	0.0643
78	004703	BIPIN R SHAH HEMLATA B SHAH	2400	0.0643
79	003206	UNION BANK OF INDIA	2400	0.0643
80	1204480000000797	SHAILESH DHANSUKHLAL SHAH	2400	0.0643
81	1202350000268355	KALPESH KANTILAL PATEL .	2300	0.0616
82	006728	HEENA K OZA	2300	0.0616
83	005769	SUKARAN INVESTMENTS LIMITED	2300	0.0616
84	000034	RAMA DHANESH THAKKAR	2300	0.0616
85	006153	LEKHA VORA	2200	0.0589
86	000813	KUNTI DEVI GARG	2200	0.0589
87	1202620000057130	CHANCHAL GOYAL	2200	0.0589
88	004712	VIKRAM R SHAH	2100	0.0563
89	M000015	MEENAKSHI KHERA	2000	0.0536
90	A000244	ASLEM I PATEL	2000	0.0536
91	A000040	ANIL KHERA	2000	0.0536
92	006878	SHASHIKUMAR BHIDE JAYASHREE BHIDE	2000	0.0536
93	006656	MANJU LATA GANDHI SOURABH GANDHI	2000	0.0536
94	006497	AVINASH JAIN	2000	0.0536
95	006254	PRAVIN M SANCHETI SANGITA P SANCHETI	2000	0.0536
96	006149	HIREN VORA	2000	0.0536
97	006017	RAKESH AGARWAL	2000	0.0536
98	005499	RAJENDRA LALCHAND MUTHA SHASHIKALA RAJENDRA MUTHA	2000	0.0536
99	005066	CHHAGANBHAI D NAIK	2000	0.0536
100	004189	SHANTILAL MEHTA RAJNI THAWANI	2000	0.0536
TOTAL :			1891465	50.6817



Dhoot Industries Limited

LINK INTIME
MUMBAI STOCK EXCHANGE

LISTING OF SHAREHOLDERS (Category) : PUBLIC

Report Type : ALL

TOP SHAREHOLDERS : 100

SR NO	FOLIO NO	NAME	SHARES	PERCENTAGE
52	006728	HEENA K OZA	2300	0.0616
53	1202350000268355	KALPESH KANTILAL PATEL .	2300	0.0616
54	000034	RAMA DHANESH THAKKAR	2300	0.0616
55	1202620000057130	CHANCHAL GOYAL	2200	0.0589
56	000813	KUNTI DEVI GARG	2200	0.0589
57	006153	LEKHA VORA	2200	0.0589
58	004712	VIKRAM R SHAH	2100	0.0563
59	A000040	ANIL KHERA	2000	0.0536
60	A000244	ASLEM I PATEL	2000	0.0536
61	004188	AVANTIKA P VIJAY	2000	0.0536
62	006497	AVINASH JAIN	2000	0.0536
63	IN30012610985269	BALKRISHNA JALAN	2000	0.0536
64	004111	CHANDRASEKHAR REDDY	2000	0.0536
65	005066	CHHAGANBHAI D NAIK	2000	0.0536
66	006149	HIREN VORA	2000	0.0536
67	1201370000114727	MAHENDRA BHANDARI	2000	0.0536
68	006656	MANJU LATA GANDHI SOURABH GANDHI	2000	0.0536
69	M000015	MEENAKSHI KHERA	2000	0.0536
70	1203350001830515	NIKHIL AGARWAL	2000	0.0536
71	003394	PRAKASH KAMAT PADMAJA KAMAT	2000	0.0536
72	006254	PRAVIN M SANCHETI SANGITA P SANCHETI	2000	0.0536
73	000591	RAJEEV PANDEY	2000	0.0536
74	005499	RAJENDRA LALCHAND MUTHA SHASHIKALA RAJENDRA MUTHA	2000	0.0536
75	006017	RAKESH AGARWAL	2000	0.0536
76	1201020000002367	SANJEEV RAGHUBANS KANWAR. VANDHANA SANJEEV KANWAR.	2000	0.0536
77	1204720001134034	SAROJ P PATEL	2000	0.0536
78	IN30082910553489	SHAH CHAMPSHI DEVSHI SHAH CHAMPABEN CHAMPSHI	2000	0.0536
79	1202300001044211	SHANTADEVI R MAHESHWARI	2000	0.0536
80	004189	SHANTILAL MEHTA RAJNI THAWANI	2000	0.0536
81	006878	SHASHIKUMAR BHIDE JAYASHREE BHIDE	2000	0.0536
82	004187	SURENDRA KUMAR GUPTA	2000	0.0536
83	IN30184610101468	SWARN LATTA KHURANA	2000	0.0536
84	1201091000021179	TEEKA PRASAD THAPLIYAL	2000	0.0536
85	IN30036020485736	VIKRAM NEMCHAND SHAH	2000	0.0536
86	006624	ASHOK KUMAR DAMANI	1900	0.0509
87	004045	BHOGILAL SHAH	1900	0.0509
88	006264	G KRISHNAKUMAR	1900	0.0509
89	004156	ROBERT REBELLO	1900	0.0509
90	006702	SADHANA S LADDA	1900	0.0509
91	004087	SRIKANT GOSALIA	1800	0.0482
92	004048	CHANDRASEKHAR REDDY	1800	0.0482
93	I000014	ISMAIL NIZAMUDDEN PATEL	1800	0.0482
94	IN30116030254866	KAMLESH RANWA	1800	0.0482
95	004078	KRISHNA SOMANI	1800	0.0482
96	003562	KUSUM N MEHTA HEMANT N KAPADIA	1800	0.0482
97	004034	SATVINDER PAL SINGH	1800	0.0482
98	004091	SRIVALAB VEREKAR	1800	0.0482
99	004121	TEJSHI PATEL	1800	0.0482
100	005706	USHA SONI	1800	0.0482
			450085	12.0600

