



(1) (a) Statement showing Shareholding Pattern

Name of the Company: Dhoot Industries Limited		BSE- / NSE-		: Equity	
Scrip Code, Name of the scrip, class of security:					
Quarter ended: 30th June, 2015					
Partly paid-up shares:-		No. of partly paid-up shares		As a % of total no. of shares of	
Held by Promoter / Promoter Group		0	0.0000	0.0000	0.0000
Held by Public		0	0.0000	0.0000	0.0000
Total		0	0.0000	0.0000	0.0000
Outstanding convertible securities:-		No. of outstanding securities		As a % of total No. of	
Held by Promoter / Promoter Group		0	0.0000	0.0000	0.0000
Held by Public		0	0.0000	0.0000	0.0000
Total		0	0.0000	0.0000	0.0000
Warrants:-		No. of warrants		As a % of total no. of	
Held by Promoter / Promoter Group		0	0.0000	0.0000	0.0000
Held by Public		0	0.0000	0.0000	0.0000
Total		0	0.0000	0.0000	0.0000
Total paid-up capital of the company assuming full conversion of warrants and convertible securities					
3732050					




Category Code	Category of shareholder	Number of shareholders	Total number of shares	Number of shares held in dematerialized form	Total shareholding as a percentage of total number of shares		Shares pledged or otherwise encumbered	As a percentage (Ix) = (VIII)/(IV)*100
					As a percentage of (A+B) (VI)	As a percentage of (A+B+C) (VII)		
(I)	(II)	(III)	(IV)	(V)	(VI)	(VII)	(VIII)	(IX)
(A)	Promoter and Promoter Group							
1	Indian	11	977458	938558	26.1909	26.1909	0	0.0000
(a)	Individuals/Hindu Undivided Family	0	0	0	0.0000	0.0000	0	0.0000
(b)	Central Government/State Government(s)	2	233850	233750	6.2660	6.2660	0	0.0000
(c)	Bodies Corporate	0	0	0	0.0000	0.0000	0	0.0000
(d)	Financial Institutions / Banks	0	0	0	0.0000	0.0000	0	0.0000
(e)	Any Other (Specify)	0	0	0	0.0000	0.0000	0	0.0000
	Sub Total (A)(1)	13	1211308	1172308	32.4569	32.4569	0	0.0000
2	Foreign							
(a)	Individuals (Non-Resident Individuals/Foreign Individuals)	0	0	0	0.0000	0.0000	0	0.0000
(b)	Bodies Corporate	0	0	0	0.0000	0.0000	0	0.0000
(c)	Institutions	0	0	0	0.0000	0.0000	0	0.0000
(d)	Qualified Foreign Investors	0	0	0	0.0000	0.0000	0	0.0000
(e)	Any Other (Specify)	0	0	0	0.0000	0.0000	0	0.0000
	Sub Total (A)(2)	0	0	0	0.0000	0.0000	0	0.0000
	Total Shareholding of Promoter and Promoter Group (A)=(A)(1)+(A)(2)	13	1211308	1172308	32.4569	32.4569	0	0.0000
(B)	Public shareholding							
1	Institutions	0	0	0	0.0000	0.0000	-	-
(a)	Mutual Funds/UTI	9	170400	130000	4.5659	4.5659	-	-
(b)	Central Government/State Government(s)	0	0	0	0.0000	0.0000	-	-
(c)	Venture Capital Funds	0	0	0	0.0000	0.0000	-	-
(d)	Insurance Companies	0	0	0	0.0000	0.0000	-	-
(e)	Foreign Institutional Investors	0	0	0	0.0000	0.0000	-	-
(f)	Foreign Venture Capital Investors	0	0	0	0.0000	0.0000	-	-
(g)	Qualified Foreign Investors	0	0	0	0.0000	0.0000	-	-
(h)	Any Other (Specify)	0	0	0	0.0000	0.0000	-	-
(i)	Sub Total (B) (1)	9	170400	130000	4.5659	4.5659	-	-



2	Non-institutions											
(a)	Bodies Corporate	37	256761	30061	6.8799	6.8799	-	-				
(b) (i)	Individuals - shareholders holding nominal share capital up to Rs. 1 Lakh	5726	2047383	372383	54.8595	6.8799	-	-				
(ii)	Individual shareholders holding nominal share capital in excess of Rs. 1 Lakh	2	21092	10592	0.5652	0.5652	-	-				

Category code	Category of shareholder	Number of shareholders	Total number of shares	Number of shares held in dematerialized form	Total shareholding as a percentage of total number of shares		Number of shares otherwise encumbered	As a percentage (ix) = (viii)/(iv)*100
					As a percentage of (A+B) (vi)	As a percentage of (A+B+C) (vii)		
(I)	Qualified Foreign Investors (ii)	0	0	0	0.0000	0.0000	-	-
(c)	Any Other							
(d)	Non Resident Indians (Repat)	5	7500	2900	0.2010	0.2010	-	-
I	Non Resident Indians (Non Repat)	1	100	100	0.0027	0.0027	-	-
II	Foreign Companies	1	15800	0	0.4234	0.4234	-	-
III	Clearing Member	8	1706	1706	0.0457	0.0457	-	-
IV	Directors / Relatives	0	0	0	0.0000	0.0000	-	-
V	Trusts	0	0	0	0.0000	0.0000	-	-
VI	Sub Total (B) (2)	5780	2350342	417742	62.9772	14.9977	-	-
	Total Public Shareholding Public Group	5789	2520742	547742	67.5431	19.5635	NA	NA
	(B) = (B)(1) + (B)(2)	5802	3732050	1720050	100.0000	52.0204	-	-
	Total (A) + (B)							
(C)	Shares held by custodians and against which Depository Receipts have been issued							
I	Promoter and Promoter group	0	0	0	0.0000	0.0000	0	0.0000
II	Public	0	0	0	0.0000	0.0000	0	0.0000
	Sub Total (C)	0	0	0	0	0	0	0
	GRAND TOTAL (A) + (B) + (C)	5802	3732050	1720050	100.0000	52.0204	0.0000	0.0000



(1)(b) Statement showing holding of securities (including shares, warrants, convertible securities) of persons belonging to the category "Promoter and Promoter Group"

Sr. No.	Name of the shareholder	Details of Shares held			Encumbered shares			Details of warrants		Details of convertible	
		Number of shares held	As a % of grand total (A)+(B)+(C)	No.	As a percentage (VI)=(V)/(III)*100	As a % of grand total (A)+(B)+(C) of sub clause (2)(a)	Number of warrants held	As a % total number of warrants of the same class	Number of convertible securities held	As a % total number of convertible securities of the same class	
(I)	(II)	(III)	(IV)	(V)	(VI)	(VII)	(VIII)	(IX)	(X)	(XI)	
1	PADAMCHAND DHOOT AABPD7356D	386982	10.3692	0	0.00	0.00	0	0.00	0.00	0	
2	TOTAL INVESTMENTS PRIVATE LIMITED	233750	6.2633	0	0.00	0.00	0	0.00	0.00	0	
3	PUSHPA DEVI DHOOT ABLPD3108N	167600	4.4908	0	0.00	0.00	0	0.00	0.00	0	
4	PRITI DEEPAK RATHI ABNPR9005J	166100	4.4506	0	0.00	0.00	0	0.00	0.00	0	
5	PADAMCHAND BHAVARLAL DHOOT AADHP2692A	137455	3.6831	0	0.00	0.00	0	0.00	0.00	0	
6	PANKAJ DHOOT ADWPD6307N	39521	1.0590	0	0.00	0.00	0	0.00	0.00	0	
7	PANKAJ PADAMCHAND DHOOT AAIHP0487Q	15900	0.4260	0	0.00	0.00	0	0.00	0.00	0	
8	PRITI DEEPAK RATHI	15900	0.4260	0	0.00	0.00	0	0.00	0.00	0	
9	PRITI P DHOOT	15500	0.4153	0	0.00	0.00	0	0.00	0.00	0	
10	PRABHA PERIWAL AELPDD0533I	15000	0.4019	0	0.00	0.00	0	0.00	0.00	0	
11	ANURADHA DHOOT ADEPT1371H	10000	0.2679	0	0.00	0.00	0	0.00	0.00	0	
12	PRITI PADAM DHOOT	7500	0.2010	0	0.00	0.00	0	0.00	0.00	0	
13	TOTAL INVESTMENTS PRIVATE LIMITED	100	0.0027	0	0.00	0.00	0	0.00	0.00	0	
TOTAL		1211308	32.4569	0	0.0000	0.0000	0	0.0000	0.0000	0	



(I)(c)(i) Statement showing holding of securities (including shares, warrants, convertible securities) of persons belonging to the category "Public" and holding more than 1% of the total number of shares


Sr. No.	Name of the shareholder	Number of shares held	Shares as a percentage of total number of shares (i.e., Grand Total (A)+(B)+(C) indicated in Statement at para (1)(a) above)	Details of warrants		Details of convertible securities		Total shares (including underlying shares assuming full conversion of warrants and convertible securities) as a % of diluted share capital
				Number of warrants held	As a % total number of warrants of the same class	Number of convertible securities held	% w.r.t. total number of convertible securities of the same	
1	PNB CAPITAL SERVICES LTD	160000	4.2872	0	0	0	0	4.2872
2	CENTRAL BANK OF INDIA	54100	1.4496	0	0	0	0	1.4496
3	INTER CORPORATE FINANCIERS & CONSULTANTS LTD	47900	1.2835	0	0	0	0	1.2835
4	UCO BANK	47900	1.2835	0	0	0	0	1.2835
	TOTAL	309900	8.3037	0	0	0	0	8.3037

(1)(c)(i) Statement showing holding of securities (including shares, warrants, convertible securities) of persons (together with PAC) belonging to the category "Public" and holding more than 5% of the total number of shares of the company

Sr. No.	Name(s) of the shareholder(s) and the Persons Acting In Concert (PAC) with them	Number of shares	Shares as a percentage of total number of shares (i.e., Grand Total (A)+(B)+(C) indicated in Statement at para (1)(a) above)	Details of warrants		Details of convertible securities		Total shares (including underlying shares assuming full conversion of warrants and convertible securities) as a % of diluted share capital
				Number of warrants	As a % total number of warrants of the same class	Number of convertible securities held	% w.r.t. total number of convertible securities of the same class	
1	NIL	0	0.0000	0.00	0.00	0.00	0.00	0
	TOTAL	0	0.0000	0.00	0.00	0.00	0.00	0



(I) (d) Statement showing details of locked-in shares			
Sr. No.	Name of the shareholder	Number of Locked in Shares	Locked-in shares as a percentage of total number of shares {i.e., Grand Total (A) + (B) + (C) indicated in Statement at para (I)(a) above}
1	NIL	NIL	NIL
TOTAL		NIL	NIL



(II) (b) Statement showing holding of Depository Receipts (DRs), where underlying shares held by "Promoter / Promoter Group" are in excess of 1% of the total number of shares

Sr. No.	Name of the DR Holder	Type of outstanding DR (ADRs, GDRs, SDRs, etc.)	Number of shares underlying outstanding DRs	Shares underlying outstanding DRs as a percentage of total number of shares {i.e., Grand Total (A)+(B)+(C) indicated in Statement at para (I)(a) above}
1	NIL	NIL	NIL	NIL
	TOTAL	NIL	NIL	NIL

